


# Solid State Relay



## SDA


DC Control AC

### MAIN FEATURES

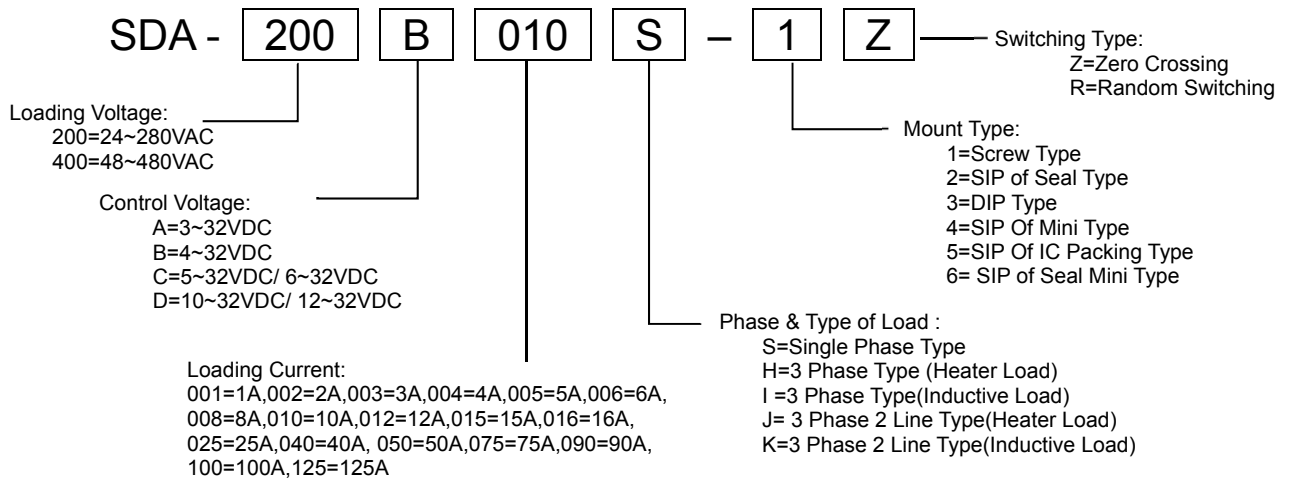
- DC Voltage Drive AC loading SSR
- High Stable Reliability
- Non Switching Sparks
- Non Noise
- Non Mechanical Contact
- Low control Power Consumption
- High Speed Reaction

### APPLICATIONS

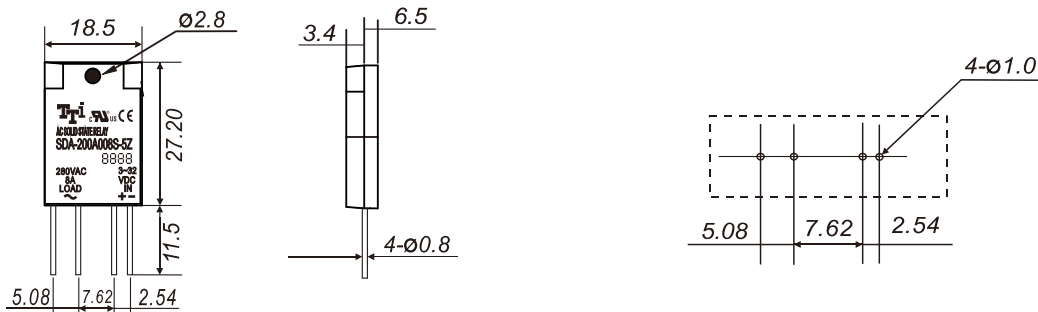
- Industrial Control Systems
- Lighting Systems
- Vending Machines
- Production Systems
- Temperature Control Systems
- Electronics Home Appliances
- Medical Equipment
- Conveying Systems



### ORDERING INFORMATION



### OUTLINE DIMENSION (unit:mm)

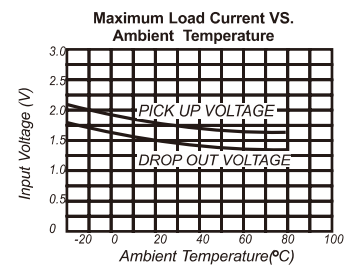
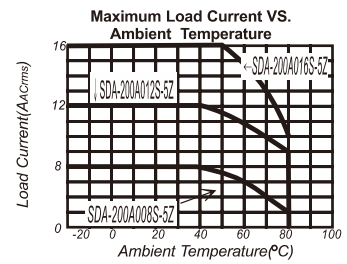
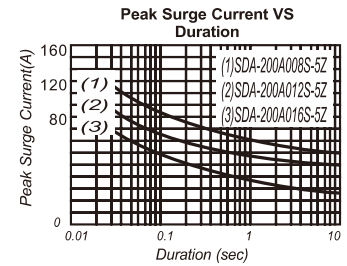
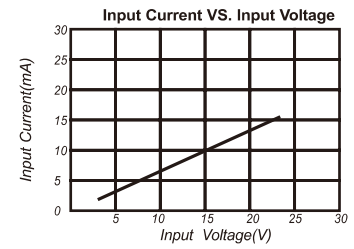


# Solid State Relay

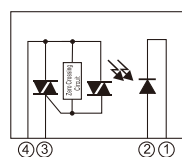
## SPECIFICATIONS

<b>MODEL NO.</b>		SDA-200A008S-5Z SDA-200A012S-5Z SDA-200A016S-5Z SDA-200A008S-5R SDA-200A012S-5R SDA-200A016S-5R
<b>MOUNT TYPE</b>		SIP of IC PackingType
<b>PHASE</b>		Single Phase
<b>TYPE OF LOAD</b>		Z= Heater load R= Inductive load
<b>INPUT</b>	<b>Control Voltage Range</b>	3~32VDC
	<b>Must Turn Off Voltage</b>	MAX. 10VDC
	<b>Input Impedance</b>	1.5 K $\Omega$
<b>OUTPUT</b>	<b>Max. Load Current</b>	8A, 12A, 16A
	<b>Load Voltage Range</b>	24~280VAC
	<b>Min. Blocking Voltage</b>	600VAC peak
	<b>Max. Off-State Leakage</b>	Less 3mA
	<b>Max.1 cycle Peak Surge</b>	80A, 120A, 160A
	<b>Max. Off State dv/dt</b>	200V/ $\mu$ sec
<b>GENERAL RATING</b>	<b>Isolate Impedance</b>	1G $\Omega$
	<b>Dielectric Strength</b>	2500VAC
	<b>Input-Output</b>	—
	<b>Input , Output-Case</b>	—
	<b>Turn On Time</b>	Less 2 ms
	<b>Turn Off Time</b>	Less 0.5AC Cycle
	<b>Frequency Range</b>	47~70Hz
	<b>Operating Temperature</b>	-20~+80 $^{\circ}$ C
<b>Switching Type</b>	Zero Crossing Random Switching	
<b>Weight (g)</b>		12g
<b>Compliance</b>		CE , RoHS

## CHARACTERISTIC CURVES



## EQUIVALENT CIRCUIT



- 1.Input Circuit
- 2.Photo Detector
- 3.Zero-Crossing Circuit
- 4.Output Circuit