


Solid State Relay



SAD


AC Control DC

MAIN FEATURES

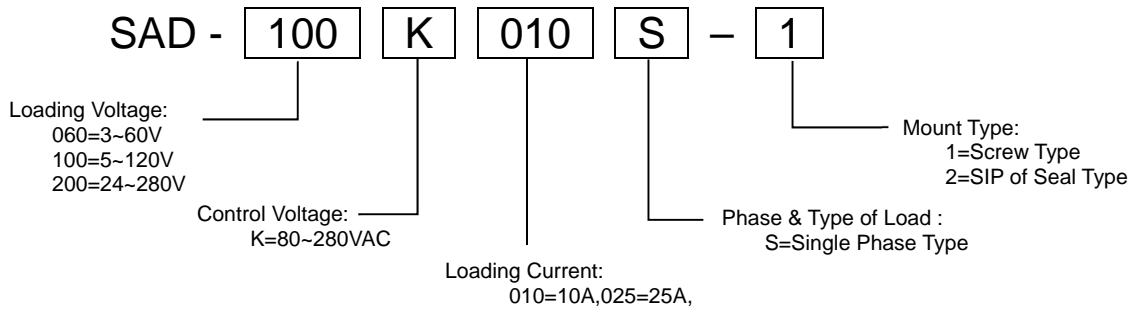
- AC Voltage Drive DC loading SSR
- High Stable Reliability
- Non Switching Sparks
- Non Noise
- Non Mechanical Contact
- Low control Power Consumption
- High Speed Reaction

APPLICATIONS

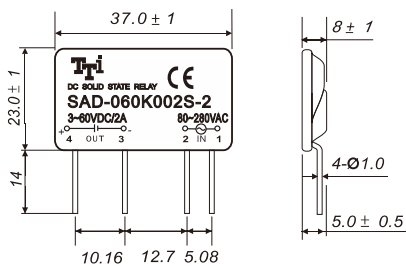
- Industrial Control Systems
- Lighting Systems
- Vending Machines
- Production Systems
- Temperature Control Systems
- Electronics Home Appliances
- Medical Equipment
- Conveying Systems



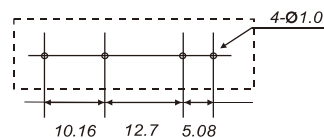
ORDERING INFORMATION



OUTLINE DIMENSION (unit:mm)



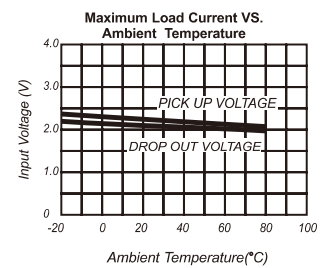
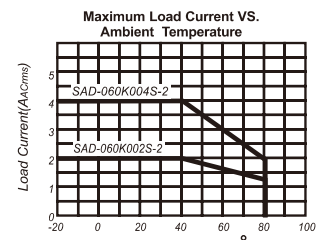
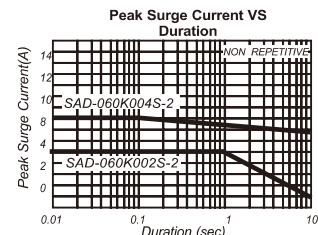
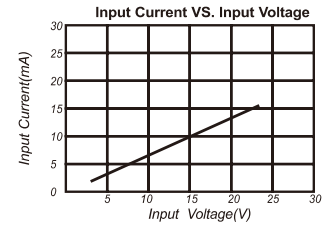
SIP of Seal Series



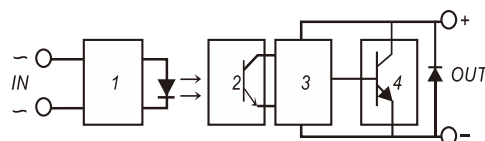
SPECIFICATIONS

MODEL NO.		SAD-060K002S-2 SAD-060K004S-2
MOUNT TYPE		SIP of Seal Type
PHASE		Single Phase
TYPE OF LOAD		NA
INPUT	Control Voltage Range	80~280VAC
	Must Turn Off Voltage	MAX. 10VAC
	Input Impedance	1.5 K Ω
OUTPUT	Max. Load Current	2A,4A
	Load Voltage Range	3~60VDC
	Min. Blocking Voltage	80VDC
	Max. Off-State Leakage	Less 2mA
	Max.1 cycle Peak Surge	3A,8.5A
	Max. Off State dv/dt	200V/ μ sec
GENERAL RATING	Isolate Impedance	1G Ω
	Dielectric Strength	2500VAC
	Input-Output	—
	Input , Output-Case	—
	Turn On Time	Less 2 ms
	Turn Off Time	Less 0.5AC Cycle
	Frequency Range	47~70Hz
	Operating Temperature	-20~+80 $^{\circ}$ C
Switching Type	NA	
Weight (g)		12g
Compliance		CE , RoHS

CHARACTERISTIC CURVES



EQUIVALENT CIRCUIT



1. Input Circuit
2. Photo Detector
3. Amplifier
4. Protected Circuit