

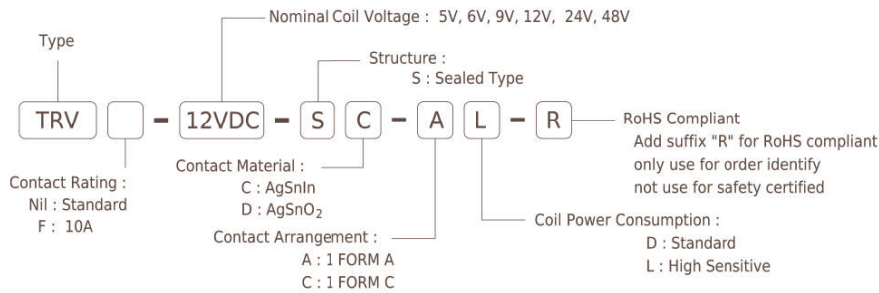
MAIN FEATURES

- High capacity type (16A) available.
- High sensitivity 0.2W (1 Form A).
- Flat type : LxWxH=16.5mmx22.2mmx11.2mm.
- UL , cUL and TUV recognized.

APPLICATIONS

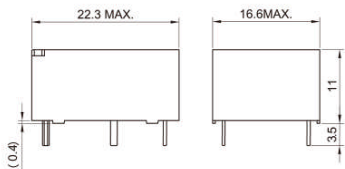
- Home appliances : Air conditioner, heater, etc.
- Automotive : Power supply for car stereo and air conditioner.

ORDERING INFORMATION

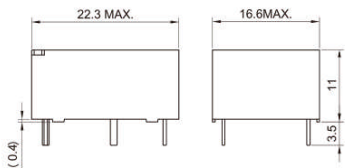


DIMENSION(unit:mm)

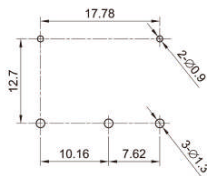
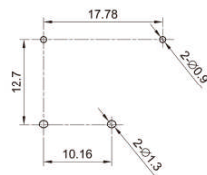
1 Form A



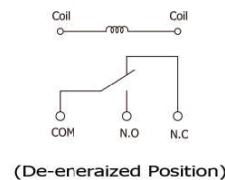
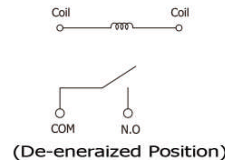
1 Form C



DRILLING(unit:mm)



WIRING DIAGRAM



COIL DATA CHART(at 20°C)

TRV TYPE					
Coil Sensitivity	Nominal Voltage (VDC)	Coil Resistance (Ω) ± 10%	Pull-In Voltage (VDC)	Drop-Out Voltage (VDC)	Allowable Voltage (max)
High Sensitivity Type (Form A only) (0.2W)	5	125	80% Max.	5% Min.	130%
	6	180			
	9	405			
	12	720			
	18	1620			
0.25W	24	2880	80% Max.	5% Min.	130%
	48	9200 *			
	5	55.5			
	6	80			
	9	180			
Standard Type (0.45W)	12	320	80% Max.	5% Min.	130%
	18	720			
	24	1280			
	48	5120			
	0.6W	100			

TRVF TYPE					
Coil Sensitivity	Nominal Voltage (VDC)	Coil Resistance (Ω) ± 10%	Pull-In Voltage (VDC)	Drop-Out Voltage (VDC)	Allowable Voltage (max)
High Sensitivity Type (Form A only) (0.2W)	5	125	80% Max.	5% Min.	130%
	6	180			
	9	405			
	12	720			
	18	1620			
Standard Type (0.45W)	24	2880	80% Max.	5% Min.	130%
	48	11250			
	5	62.5			
	6	90			
	9	202.5			
Standard Type (0.45W)	12	360	80% Max.	5% Min.	130%
	18	810			
	24	1440			
	48	5760			

CONTACT RATING

Item	TRV			TRVF		
	FORM A	FORM C		FORM A	FORM C	
		N/O	N/C		N/O	N/C
Contact Capacity Resistive Load (cosΦ=1)	16A 125VAC 16A 250VAC 16A 30VDC	16A 125VAC 16A 250VAC 16A 30VDC	15A 125VAC 15A 250VAC 12A 30VDC	TV-5 125VAC 16A 125VAC 10A 250VAC/125VAC 10A 30VDC	10A 250VAC	6A 250VAC
Rated Carrying Current	16A	16A	12A	16A	10A	6A
Max. Allowable Voltage	250VAC/30VDC			250VAC/30VDC		
Max. Allowable Current	16A	16A	12A	16	10A	6A
Max. Allowable Power Force	2000VA 480W	2000VA 480W	1875VA 360W	2500VA 300W	2500VA	1500VA
Referenced Min. Applicable Load	5VDC , 100mA			5VDC , 100mA		
Contact Material	Silver Alloy			Silver Alloy		

PERFORMANCE(at initial value)

Item	TRV
Contact Resistance	100mΩ Max. (at 1A 6VDC)
Operation Time	10msec Max.
Release Time	5msec Max.
Dielectric Strength	Between coil & contact 1500VAC 50/60Hz (1 minute) Between contacts 750VAC 50/60Hz (1 minute)
Insulation Resistance	100 MΩ Min. (at 500VDC)
Max. ON/OFF Switching	Mechanically 300 operation/min Electrically 30 operation/min
Operating Ambient Temperature	-40°C to +70°C (No condensation)
Operating Ambient Temperature	-30°C to +60°C (No water condensation and no water drop)
Operating Humidity	45 to 80% RH
Coil Temperature Rise	30deg. Max. (at rated coil voltage)
Vibration	Endurance 10 to 55Hz Double Amplitude 1.6mm Error Operation 10 to 55Hz Double Amplitude 1.6mm
Shock	Endurance 100G Min. Error Operation 10G Min.
Life Expectancy	Mechanically 5 × 10 ⁶ Electrically 1 × 10 ⁵
Weight	abt. 10g.
UL & cUL	E156521
TUV	R50050856

Only for reference, won't notify if any change.

1. Tolerance ±0.5mm on all dimensions unless otherwise stated.
2. Tolerance ±0.1mm on PCB DRILLING dimension unless otherwise stated.