

MAIN FEATURES

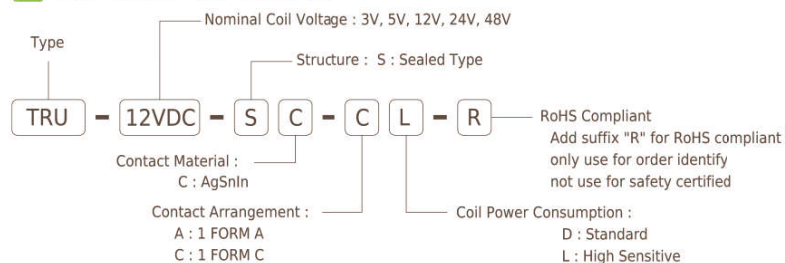
- High contact capacity : 12A, 15A
- Employment of suitable plastic materials to be applied to high temperature and various chemical solution.
- Sealed types available.
- UL and TUV recognized.



APPLICATIONS

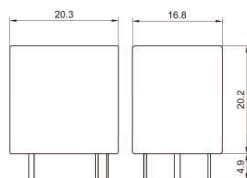
- Home appliance, air conditioner, heater, etc.
- Automotive Power-window, car antenna, door-lock, etc.
- Office machine, facsimile, etc.
- Vending machine.

ORDERING INFORMATION

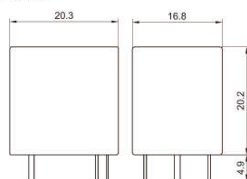


DIMENSION(unit:mm)

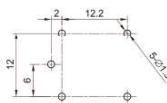
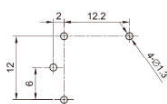
1 Form A



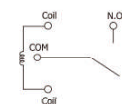
1 Form C



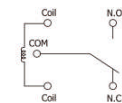
DRILLING(unit:mm)



WIRING DIAGRAM



(De-energized Position)



(De-energized Position)

COIL DATA CHART(at 20°C)

Coil Sensitivity	Nominal Voltage (VDC)	Nominal Current (mA)	Coil Resistance ($\Omega \pm 10\%$)	Power Consumption (W)	Pull-In Voltage (VDC)	Drop-Out Voltage (VDC)	Max-Allowable Voltage (VDC)
TRU (High Sensitivity)	3	120	25	abt. 0.36W	75% Max.	5% Min.	130%
	5	71.5	70				
	12	30	400				
	24	15	1600				
TRU (Standard)	48	7.5	6400	abt. 0.45W	75% Max.	5% Min.	130%
	3	150	20				
	5	89.3	56				
	12	37.5	320				
	24	18.7	1280	abt. 0.51W			
	48	10	4500				

CONTACT RATING

Item	TRU	
	12A	15A
Contact Capacity	12A 28VDC(UL)	12A 28VDC(UL)
Resistive Load (cos ϕ =1)	12A 120VAC 15A 28VDC(TUV) 10A 250VAC	15A 125VAC 15A 28VDC(TUV) 10A 250VAC
Rated Carrying Current	12A	15A
Max. Allowable Voltage	250VAC/110VDC	250VAC/110VDC
Max. Allowable Current	12A	15A
Max. Allowable Power Force	1440VA/336W	1875VA/420W
Referenced Min. Applicable Load	5VDC/10mA	5VDC/10mA
Contact Material	Silver Alloy	

PERFORMANCE(at initial value)

Item	TRU
Contact Resistance	100m Ω Max.
Operation Time	15msec Max.
Release Time	5msec Max.
Dielectric Strength	Between coil & contact 1500VAC 50/60Hz (1 minute) Between contacts 750VAC 50/60Hz (1 minute)
Surge Resistiveness	3000V (between coil & contact 1x40 usec)
Insulation Resistance	100 M Ω Min. (at 500VDC)
Max. ON/OFF Switching	Mechanically 300 operation/min Electrically 30 operation/min
Operating Ambient Temperature	-30°C to +80°C(No water condensation and no water drop)
Operating Humidity	45 to 85% RH
Coil Temperature Rise	35 deg. Max.
Vibration	Endurance 10 to 55Hz Double Amplitude 1.5mm
Shock	Endurance 980m/s ² Error Operation 98m/s ²
Life Expectancy	Mechanically 1 x 10 ⁷ operations. Min. (no load) Electrically 1 x 10 ⁵ operations. Min. (at rated coil voltage)
Weight	abt. 12g.
UL	E156521.
TUV	R50050851

1. Tolerance ± 0.5 mm on all dimensions unless otherwise stated.
2. Tolerance ± 0.1 mm on PCB DRILLING dimension unless otherwise stated.